






CURRICULUM MAP

MONET CLASS - Years 1 and 2

SUMMER B 2025



English



Instructions – How to catch a star

Yr 1 - To use speech bubbles. To write a diary entry. To join words and clauses using 'and.' To write a new adventure using adjectives for description.

Yr 2 - To capture viewpoint and record through dialogue and a diary entry. To use suffixes and expanded noun phrases. To write a new adventure including conjunctions and extra detail.

Explanation – Monster

Yr 1 - To reply to a simple email/letter. To join words and clauses using 'and.'

Yr 2 – To write a relevant reply to an email/letter. To use and punctuate a range of sentence types including command sentences.

Legend – Song of the sea

Yr 1 - To use adjectives for description. To use present and past tense verbs with 'ing' and 'ed.' To use onomatopoeia.

Yr 2 – To write questions and statements. To use adjectives and superlatives to describe. To use present and past tense verbs with 'ing' and 'ed.'

Take One Book – 15 things not to do with a puppy

Yr 1 - To use a range of sentence types.

Yr 2 – To choose accurate verbs. To consolidate learning of apostrophe for contraction. To use and punctuate a range of sentence types including command sentences.

Little Wandle phonics has a section which supports parents and this can be found [here](#).

Year 1 Summer B Phonic Programme

W/b	Week	Graphemes	Tricky Words
3 June 4 Days	Week 1	/or/ a water Schwa in longer words: different /o/ a want /air/ ear ere bear there	once laugh there their
9 June	Week 2	/ur/ ear learn /r/ wr wrist /s/ st sc whistle science Schwa at the end of words: actor	because eye where were
16 June	Week 3	/c/ ch school /sh/ ch chef /z/ /s/ ce se ze freeze	through could would should
23 June	Week 4	/ai/ eigh aigh ey ea eight straight grey break /n/ kn gn knee gnaw /m/ mb thumb /ear/ ere eer here deer	busy beautiful pretty hour
30 June	Week 5	/zh/ su si treasure vision /j/ dge bridge /i/ y crystal /j/ ge large	move improve parents shoe
7 July	Week 6	/sh/ ti ssi si ci potion mission mansion delicious	busy beautiful pretty hour
14 July	Week 7	/or/ augh our oar ore daughter pour oar more review	move improve parents shoe
21 July 2 days	Week 8	Review and assessment	



CURRICULUM MAP

MONET CLASS - Years 1 and 2

SUMMER B 2025



Year 2 Summer 1 Due to a short previous term, Summer 2 will begin with wk 5 of Summer 1, before moving into content for Summer 2

Week 5	11	How can I show missing letters in a word?	Review	there/their/they're
--------	----	---	--------	---------------------

Year 2 Summer 2

	Unit	Coverage	Prickly spellings	Homophones
Week 1	12	Why do some longer words have the spelling 'ti' for /sh/?	eye shoe	sun/son
Week 2				
Week 3	13	How do I use the possessive apostrophe (singular possession)?	thought through	whole/hole
Week 4	14	When do I swap, drop or double? (-ing, -er, -est, -y, -ed)	Review	blue/blew
Week 5				

Maths



Tally chart

Soccer		5
Tennis		2
Football		12
Baseball		10
Basketball		9

Year 1 – Position and Direction

Describe turns. Describe position: left and right, forwards and backwards, above and below. Ordinal numbers.

Place Value within 100 Count from 50 to 100. Count in tens to 100. Partition into tens and ones. The number line to 100. One more, one less. Compare numbers with the same number of tens. Compare any two numbers.

Money Unitising. Recognise coins. Recognise notes. Count in coins.

Time Before and after. Days of the week. Months of the year. Hours, minutes and seconds. Tell the time to the hour. Tell the time to the half hour.


Y2- Time

O'clock and half past. Quarter past and quarter to. Tell time past the hour. Tell time to the hour. Tell the time to 5 minutes. Minutes in an hour. Hours in a day.

Statistics Make a tally chart. Tables. Block diagrams. Draw pictograms (1-1). Interpret pictograms (1-1). Draw pictograms (2,5, and 10). Interpret pictograms (2,5 and 10).

Position and Direction Language of position. Describe movement. Describe turns. Describe movement and turns. Shape patterns with turns.

Science



Animal Parts

This project teaches children about animals, including fish, amphibians, reptiles, birds, mammals and invertebrates. The children will identify and describe their common structures, diets, and how animals should be cared for.

RE



Why is the Torah such a joy to the Jewish Community?

We will explore the religion of Judaism, learn about the Torah, how it is used and why it is so important within the Jewish community.

Geography



Our Wonderful World 2

In this essential skills and knowledge project, the children will revise physical and human features. They will explore maps, cardinal compass points, and positional and directional language. They will identify the equator, hemispheres, continents and oceans.

Design and Technology



Chop, Slice and Mash

This project teaches children about sources of food and the preparatory skills of peeling, tearing, slicing, chopping, mashing and grating. They use this knowledge and techniques to design and make a supermarket sandwich according to specific design criteria.







CURRICULUM MAP

MONET CLASS - Years 1 and 2

SUMMER B 2025



<p>Computing</p> 	<p>Year 1 – Paint. The children will use the Paint program to paint with different colours and brushes, create shapes, fill areas, undo and redo and add text.</p> <p>Year 2 – IT Skills. The children will learn and practise basic laptop skills; logging on, creating word documents, saving independently and retrieving previously saved documents. They will also experience logging into Teams, finding assignments and uploading photos to Teams.</p>
<p>Music</p> 	<p>The children will continue to listen and reflect on the orchestral piece of music titled: Finlandia by Jean Sibelius. They will explore loud and quiet sounds, make sounds using their body, move their bodies to the beat of the music and make a graphic score for a short composition. The children will get the chance to perform their composition on the glockenspiel.</p>
<p>PSHE</p> 	<p>My Relationships – Emotions will continue with understanding and managing feelings. Seeking support and what you can do. Calming and relaxing. Being assertive. Healthy & Safer Lifestyles - R.S.E. Identify parts of the body and recognise what my body can do. Understand when I am in charge of my actions and my body. Know how I can keep my body clean. Explore how babies change and grow and recognise how I have changed. Identify what babies and children need from their families and caring relationships.</p>
<p>PE</p> 	<p>PE – Indoor PE will continue to be the Gymnastics unit 'Ball, wall and tall.' The children will work with a specialist to practise and perform movements at differing levels and create varying shapes. The Games focus will be practising fundamental skills needed for Sports Day. Moving on the children will explore the skills needed for Striking and Fielding Games.</p>
<p>Please remember</p>	<p>Year 1 - You may want to leave a set of spare clothing in school for your child. Please can we request that this comes in to school in named plastic bags with each piece of clothing named individually, to help us return all items.</p> <p>Year 1 - Please bring your sharing books to school in a book bag as these fit into the children's drawers – no rucksacks please. Sharing books will be changed at the beginning of each morning. Please access your child's Big Cat Collins e-book online. Pupils will have practised this book 3 times during the week. Afterwards, it will be released and ready for your child to read at home. Books should be read a minimum of 3 times to ensure fluency. Please use the stickers in reading diaries to let us know that this reading has taken place at home. We welcome comments to be written in your child's reading diary to let us know how they are reading independently.</p> <p>Year 1 – Practise your weekly graphemes, spelling words and tricky words and bring your book into school every Thursday.</p> <p>Year 2 – Practise your weekly spelling words and prickly words and bring your book into school every Friday.</p> <p>Year 2 – If you have taken a break from TT Rocks Stars, now would be a great time to log in again as the children are beginning to formally learn their 2s, 5s, and 10 times tables in school. Log in details are in the reading diaries.</p> <p>All - Outdoor PE kit on a Wednesday and indoor PE kit on a Friday. Having their indoor kit underneath is helpful if we stay inside due to the weather. Please remember no jewellery for PE days (earrings should be removed) and long hair must be tied back. Thank you.</p> <p>All - Water bottles will be sent home on a Friday and need to be returned to school on a Monday.</p> <p>All – The children will have a Mathletics task to complete each week. Their log in details can be found in their reading diaries. This learning supports our class learning as we release units as we teach them in school. Please try to do this each week as it should only take about 10-15 minutes.</p>



CURRICULUM MAP
MONET CLASS - Years 1 and 2
SUMMER B 2025

