





CURRICULUM MAP

MONET CLASS - Years 1 and 2

AUTUMN B 2024



English



Poetry continued – A list of Happiness (1 week) Peace is an offering (1 week)

Yr 1 - Read some simple list poems and continue a list poem.

Yr 2 - Read and review a range of list poems and write list poems using statements and questions.

Take One Book – The Invisible

Yr 1 – To use adjectives and verbs to describe the appearance and feelings of the main character.

Yr 2 – To use expanded noun phrases to create an insightful character description.

Traditional Tales – Rapunzel (3weeks)

Yr 1 - To write from Rapunzel's point of view, using simple conjunctions.

Yr 2 - To write a diary entry for Rapunzel experiencing freedom. Writing complex sentences. Introducing simple editing skills.

Non -Fiction – Chronological Report – Toys from the Past

Yr 1 - To write simple facts and sub-headings.

Yr 2 - To use research, subheadings and technical vocabulary to write facts about toys from the past.

Narrative – Meerkat Christmas

Yr 1 – Write a chatty postcard in the style of a character.

Yr 2 – Write a postcard in character, making use of contractions to show informal voice.

Year 1 Autumn 2

	Phase 5 graphemes	New tricky words
Week 1	/ur/ ir bird /igh/ ie pie /oo/ /yoo/ ue blue rescue /yoo/ u unicorn	their people oh your
Week 2	/oa/ o go /igh/ i tiger /ai/ a paper /ee/ e he	Mr Mrs Ms ask*
Week 3	/ai/ a-e shake /igh/ i-e time /oa/ o-e home /oo/ /yoo/ u-e rude cute	could would should our
Week 4	/ee/ e-e these /oo/ /yoo/ ew chew new /ee/ ie shield /or/ aw claw	house mouse water want
Week 5	Grow the code: /igh/ ie i i-e /ai/ ay a a-e /oa/ oa o o-e /ee/ e ie e-e ea /oo/ /yoo/ ew u-e u ue	

*The tricky word 'ask' may not be tricky in some regional pronunciations; in which case, it should not be treated as such.

Little Wandle phonics has a section which supports parents and this can be found [here](#).



CURRICULUM MAP

MONET CLASS - Years 1 and 2

AUTUMN B 2024

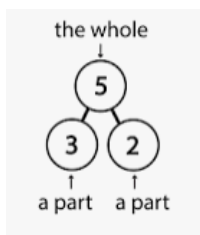


Yr 2 Spelling – Bridge to Spelling programme

Year 2 Autumn 2
Bridge to spelling

Coverage	
Week 1	What do I need to know to think about spelling? How do I use the Complete the code chart to help me to spell?
Week 2	Why do I double letters at the end of words? Why do I double letters in some longer words ending in -er?
Week 3	Why do some words end in 'k' or 'ck'? Why do some words end in 'ch' or 'tch'?
Week 4	When do I add the suffix -es/-s to words? Why do I double the final letter in some words when I add the suffix -ing?
Week 5	Why do I swap the 'y' for an 'i' when I add the suffix -ed? Why do I drop the 'e' when I add the suffix -ing?

Maths



PLACE VALUE CHART		
Hundreds	Tens	Ones
100s	10s	1s

Year 1 – Addition and Subtraction (within 10)

Introduce parts and wholes. Part-whole model. Write number sentences. Fact families – addition facts. Number bonds to and within 10. Systematic number bonds within 10.

Year 1 – Shape

Recognise, name and sort 2-D and 3-D shapes. Patterns with 2-D and 3-D shapes.

Year 2 – Addition and Subtraction (within 20)

Add by making tens. Add 3 one-digit numbers. Add to the next 10. Add across a 10. Subtract across a 10. Subtract from a 10. Subtract a 1-digit number from a 2-digit number. 10 more, 10 less. Add and subtract 10s. Add two 2-digit numbers. Subtract 2-digit numbers. Mixed addition and subtraction. Compare number sentences. Missing number problems.

Year 2 – Shape

Recognise 2-D and 3-D shapes. Count sides and vertices on 2-D shapes. Draw 2-D shapes. Lines of symmetry on shapes. Use lines of symmetry to complete shapes. Count faces, edges and vertices on 3-D shapes. Sort 3-D shapes. Make patterns with 2-D and 3-D shapes.

Science



Human Senses

The children will learn that humans are a type of animal known as a mammal. They will name and count body parts and identify similarities and differences. They will learn about the senses, the body parts associated with each sense and their role in keeping us safe.

RE



Christianity – Incarnation

Why does Christmas matter to Christians?
We will be learning about the Nativity story and then we will put on our own Nativity production at the end of term.

History



Childhood

The children will explore artefacts to help them to understand childhood in the past and how childhood has changed over time. Everyday life in the 1950s will be explored, including shopping and childhood. They will also learn about the significance of Queen Elizabeth II's coronation in 1953 by studying photographs and online sources. The children will learn about the similarities and differences between childhood today and childhood in the 1950s.

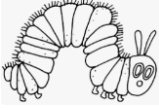





CURRICULUM MAP

MONET CLASS - Years 1 and 2

AUTUMN B 2024



<p>Art and Design</p> 	<p>Explore & Draw</p> <p>In this Art unit children are introduced to the idea that artists can be collectors & explorers as they develop drawing and composition skills. Children are empowered to go out into the world, re-see, collect and re-present through drawing and collage.</p>
<p>Music</p> 	<p>The children will continue to explore simple music notation using the hand symbols for solfege and note letter names. We will explore timbre with our voices and various instruments and learn about pitch and dynamics. We will combine all of our learning to date to play and compose songs on the glockenspiels. We will continue to listen to music by Vivaldi and listen for timbre, pitch and dynamics in his compositions.</p>
<p>PSHE</p> 	<p>Healthy & Safer Lifestyles – This half term our first unit is Personal Safety. We will be examining ways that we can keep safe everyday and on-line.</p> <p>Myself & My Relationships – Our second focus is Anti Bullying. We will be looking at strategies to help us stand up to unkindness and help others choose respect.</p>
<p>PE</p> 	<p>PE – Indoor PE will be a Dance unit with a specialist dance teacher. The children will create, perform and share short dances linked to the school Nativity – ‘Everyone loves a Baby.’</p> <p>Games will continue to focus on fundamental movement skills; with the children practising and performing Multi-skills that relate to invasion games, net games and striking and fielding games that they will meet in KS2.</p>
<p>Please remember</p>	<p>Year 1 - You may want to leave a set of spare clothing in school for your child. Please can we request that this comes in to school in named plastic bags with each piece of clothing named individually, in order that we can return all items.</p> <p>Year 1 - Please bring your sharing books to school in a book bag (as these fit into the children's drawers – no rucksacks please.) Sharing books will be changed at the beginning of each morning.</p> <p>Most – Please access your child's Big Cat Collins e-book on line. Pupils will have practised this book Monday-Wednesday. Afterwards, it will be released and ready for your child to read at home. Books should be read a minimum of 3 times to ensure fluency. We welcome comments to be written in your child's reading diary to let us know how they are reading independently.</p> <p>Year 1 – Practise your weekly graphemes, spelling words and tricky words and bring your book into school every Thursday.</p> <p>Year 2 – Practise your weekly spelling words and prickly words and bring your book into school every Friday.</p> <p>Year 2 – the children's TT Rockstars login information has been stuck inside the front cover of their reading diaries. Please practise weekly just for a few minutes each time.</p> <p>All - Indoor PE kit (with warm joggers over the top) on a Wednesday and Friday.</p> <p>All - Water bottles will be sent home on a Friday and need to be returned to school on a Monday.</p> <p>All – the children will have a Mathletics task to complete each week. Their log in details can be found in their reading diaries. This learning supports our class learning as we release units as we teach them in school. Please try to do this each week as it should only take about 10-15 minutes.</p>