





CURRICULUM MAP

MONET CLASS - Years 1 and 2

SUMMER A 2025



English



Traditional Tale – Little Red Riding Hood

Yr 1 – Continue to write a simple narrative using the same characters.

Yr 2 – Continue to innovate the setting and events for this traditional tale.

Instructions – How to catch a star

Yr 1 - To use speech bubbles. To write a diary entry. To join words and clauses using 'and'. To write a new adventure using adjectives for description.

Yr 2 - To capture viewpoint and record through dialogue and a diary entry. To use suffixes and expanded noun phrases. To write a book review and a new adventure.

Explanation – Monsters

Yr 1 - To reply to a simple email/letter. To join words and clauses using 'and'.

Yr 2 – To write a relevant reply to an email/letter. To use and punctuate a range of sentence types including command sentences.

Little Wandle phonics has a section which supports parents and this can be found [here](#).

Year 1 Summer A Phonic Screener Check (PSC) Practice and Revision

W/b	Term & week	Graphemes	Tricky Words
23 rd April 3 days	PSC revision	/ue/ blue rescue /ew/ chew new /u-e/ rude cute	two who many different call
28 th April	Sum 1 W4 PSC	/ea/ head /ir/ bird /ou/ cloud /oy/ toy	once laugh through people school
6 th May 4 days	Sum 1 W5 PSC	/i/ tiger /a/ paper /ow/ snow /u/ unicorn	because eye thought friend
12 th May	Sum 1 W6 PSC	Week 5 review day /ph / phone /wh/ wheel /ie/ shield	where what water could again
19 th May	PSC revision	/i-e/ mine /g/ giant Week 6 review day	were want work would should

Year 2 Spring 2

	Unit	Coverage	Prickly spellings	Homophones
Week 1	4	The 'W special' How do 'w' and 'qu' change the sounds that 'a', 'ar' and 'or' make in some words?	who whole	our/hour
Week 2				
Week 3	5	Why do I swap the 'y' for an 'i' when I add the suffix -es?	people friend	quite/quiet
Week 4	6	Why do some words have the spelling 'ey' for the sound /ee/?	move improve	see/sea
Week 5	7	Why do some words end -le, -al, -il or -el?	Review	to/too/two

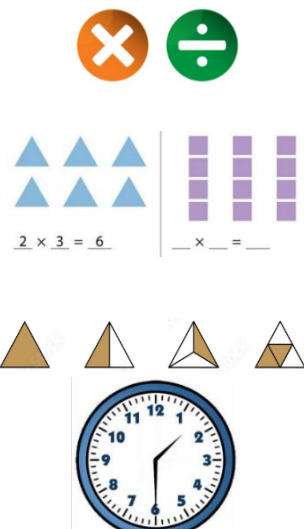








CURRICULUM MAP

MONET CLASS - Years 1 and 2

SUMMER A 2025



<p style="text-align: center;">Maths</p> 	<p>Year 1 – Multiplication and Division Add equal groups. Make arrays. Make doubles. Make equal groups (grouping). Make equal groups (sharing).</p> <p>Year 1 – Fractions Recognise and find a half of an object or a shape. Recognise and find a half of a quantity. Recognise and find a quarter of an object or a shape. Recognise and find a quarter of a quantity.</p> <p>Year 1 – Position and Direction Describe turns. Describe position: left and right, forwards and backwards, above and below. Ordinal numbers.</p> <p>Year 2 – Fractions Parts and whole. Equal and unequal parts. Recognise and find a half. Recognise and find a quarter. Recognise and find a third. Find the whole. Unit fractions. Non-unit fractions. Recognise the equivalence of a half and two quarters. Recognise and find three-quarters. Count in fractions up to a whole.</p> <p>Year 2 – Time O'clock and half past. Quarter past and quarter to. Tell time past the hour. Tell time to the hour. Tell the time to 5 minutes. Minutes in an hour. Hours in a day.</p>
<p style="text-align: center;">Science</p> 	<p>Plant Parts The children will learn about both wild and garden plants by exploring the local environment. They will identify and describe the basic parts of plants and observe how they change over time.</p>
<p style="text-align: center;">RE</p> 	<p>What Is The Good News Jesus Brings? Children will investigate the lives of some people for whom Jesus was good news. Jesus offered friendship, forgiveness and peace, pupils will think about how these three offers are 'good news'.</p>
<p style="text-align: center;">History</p> 	<p>School days We will simulate taking part in a traditional Victorian class and learn about the differences between schooling in the Victorian era and schooling today. We will examine objects found in a Victorian classroom and how they were used. The children will also learn about the school's history by visiting the 'Old School House' in Abbots Ripton and consider its change of use to a Post Office and reflect on why it is no longer the school.</p>
<p style="text-align: center;">Art and Design</p> 	<p>Playful Making In this unit the children will explore what sculpture can be, and be invited to explore the work of other sculptors. They will take a playful and inventive approach to making their own sculptures through junk modelling.</p>
<p style="text-align: center;">Computing</p> 	<p>Year 1 - Scratch Junior - animation In this project, children will be introduced to Scratch Jr. to create and debug simple algorithms. They will use this to create an animation.</p> <p>Year 2 - Scratch Junior - Introduction to quizzes The children will develop their understanding of algorithms as they create a simple quiz game on Scratch Jr. using logical reasoning to plan and predict the behaviour of simple programs.</p>
<p style="text-align: center;">Music</p> 	<p>The children will listen and reflect on the orchestral piece of music titled: Finlandia by Jean Sibelius. They will explore loud and quiet sounds, make sounds using their body, move their bodies to the beat of the music and make a graphic score for a short composition. The children will get the chance to perform their composition on the glockenspiel.</p>




CURRICULUM MAP

MONET CLASS - Years 1 and 2

SUMMER A 2025



PSHE



Citizenship - Family and Friends. What is a healthy friendship? Honesty and friendship skills. Friendship challenges and emotions. Personal space and expressing wishes assertively. Understand why families are important and how people in families care for each other.

My Relationships - Emotions. Recognise and name emotions. Understanding and managing feelings. Seeking support and what you can do. Calming and relaxing. Being assertive.

PE



PE – Indoor PE will be the **Gymnastics** unit '**Ball, wall and tall.**' The children will work with a specialist to practise and perform movements at differing levels and create varying shapes. The **Games** focus will be **Athletics**. The children will be practising and performing fundamental skills of running (both sprint and middle distance) and throwing.

Please remember

Year 1 - You may want to leave a set of spare clothing in school for your child. Please can we request that this comes in to school in named plastic bags with each piece of clothing named individually, to help us return all items.

Year 1 - Please bring your sharing books to school in a book bag as these fit into the children's drawers – **no rucksacks please**. Sharing books will be changed at the beginning of each morning. Please access your child's Big Cat Collins e-book online. Pupils will have practised this book 3 times during the week.

Afterwards, it will be released and ready for your child to read at home. Books should be read a minimum of 3 times to ensure fluency. Please use the new stickers in reading diaries to let us know that this reading has taken place at home. We welcome comments to be written in your child's reading diary to let us know how they are reading independently.

Year 1 – Practise your weekly graphemes, spelling words and tricky words and bring your book into school every **Thursday**.

Year 2 – Practise your weekly spelling words and prickly words and bring your book into school every **Friday**.

Year 2 – If you have taken a break from TT Rocks Stars, now would be a great time to log in again as the children are beginning to formally learn their 2, 5, and 10 times tables in school. Log in details are in the reading diaries.

All - Outdoor PE kit on a Wednesday and indoor PE kit on a Friday. Having their indoor kit underneath is helpful if we stay inside due to the weather.

Please remember no jewellery for PE days (earrings should be removed) and long hair must be tied back. Thank you.

All - Water bottles will be sent home on a Friday and need to be returned to school on a Monday.

All – the children will have a Mathletics task to complete each week. Their log in details can be found in their reading diaries. This learning supports our class learning as we release units as we teach them in school. Please try to do this each week as it should only take about 10-15 minutes.