




CURRICULUM MAP

MONET CLASS - Years 1 and 2

AUTUMN A 2024



English



Little Wandle phonics has a section which supports parents and this can be found [here](#).

Narrative - On Sudden Hill

Yr 1 - To write simple sentences with finger spaces and full stops. To use adjectives to describe.

Yr 2 - To write different types of sentences - statements and exclamations. To write lists using commas. To use co-ordination to link clauses. To use adjectives and fronted adverbials.

Writing to inform - Jasper's Beanstalk.

Yr 1 - Use labels, lists and captions to write simple information/instructions.

Yr 2 - Learn how to use imperative verbs and time conjunctions. Write instructions for how to plant bulbs and how to plant a magic beanstalk.

Advice leaflet - Here We Are

Yr 1 - To write simple sentences with finger spaces, capital letters and full stops. Write statements to inform.

Yr 2 - To write a persuasive and informative advice leaflet.

Poetry – A list of Happiness

Yr 1 - Read some simple list poems. Continue a list poem.

Yr 2 - Read and review a range of list poems. Write list poems using statements and questions.

Yr 1 Phonics – Phase 4 revision. Introduction to Phase 5.

Year 1 Autumn 1

	Phase 3/4 review + 4 Phase 5 GPCs	Review tricky words
Week 1	review Phase 3 GPCs ai ee igh oa oo ar or ur oo ow oi ear	Phases 2–4: the put* pull* full* push* to into I no go of he she we me be was you they all are my by sure pure said have like so do some come love were there little one when out what says here today
Week 2	air er /z/ s –es words with two or more digraphs e.g. queen thicker	
Week 3	Phase 4: CVCC CCVC CCVCC CCCVC Phase 4 with long vowels	
Week 4	Phase 5 /ai/ ay play /ow/ ou cloud /oi/ oy toy /ee/ ea each	
Week 5	review longer words	

*The tricky words 'put', 'pull', 'full' and 'push' may not be tricky in some regional pronunciations; in which case, they should not be treated as such.

Yr 2 Phonics/spelling – Review Phase 5. Bridge to Spelling programme.

Year 2 Autumn 1

Phase 5 review

	Coverage	Tricky words
Week 1	/ai/ a-e ai ay a eigh ea ey aigh /ee/ y ea ee e ie ey e-e /igh/ igh i-e i y ie /oa/ ow o o-e oa oe ou	people eye whole
Week 2	/oo/ /yoo/ oo u u-e ew ue ou ui /air/ air are ear ere /ur/ er ur ir or ear /ow/ ou ow	through improve move prove shoe two who beautiful their parents
Week 3	/or/ or a aw au ore oor al oar our augh aur /zh/ si su /ch/ ch tch ture* /sh/ sh ti ch ssi ci si	thought sure
Week 4	/j/ j g ge dge /s/ s ss c ce se st sc /u/ ou /e/ ea /i/ y /o/ a /u/ o o-e /oo/ u oul schwa: er a or ar our re	once again any many friend busy pretty because laugh**
Week 5	ie /ee/ /igh/ y /ee/ /igh/ /i/ ea /ee/ /e/ /ai/ a /a/ /ai/ /or/	friend

*The grapheme 'ture' makes the /ch/ sound but has a slight schwa 'uh' at the end.

**'laugh' is included as a tricky word with an unusual spelling for /a/, but please note regional pronunciations vary.









CURRICULUM MAP

MONET CLASS - Years 1 and 2

AUTUMN A 2024



<p style="text-align: center;">Maths</p>  	<p>Year 1 – Place Value (within 10) Sort objects. Count and represent objects. Count objects from a larger group. Recognise numbers as words. Count on and back from a number. Identify 1 more or 1 less. Compare groups and numbers; less than, greater than and equal to. Order objects and numbers. Use a number line.</p> <p>Year 1 - Addition and Subtraction (within 10) Introduce parts and wholes. Part-whole model. Write number sentences. Fact families – addition facts. Number bonds within 10. Systematic number bonds within 10. Number bonds to 10.</p> <p>Year 2 – Place Value (within 100) Recognise and write numbers to 100 as numerals and words. Recognise tens and ones. Use a place value chart. Partition numbers to 100. Write numbers to 100 in expanded form. Find 10s and 1s on the number line to 100. Count in 2s, 3s, 5s and 10s.</p> <p>Year 2 - Addition and Subtraction (within 20) Bonds to 10. Fact families. Add and subtract ones. Add by making tens. Add 3 one-digit numbers.</p>
<p style="text-align: center;">Science</p> 	<p>Science – Our project this half term is called Everyday Materials. We will learn that objects are made from materials. We will identify a range of everyday materials and their sources. We will work scientifically by investigating the different properties of materials and begin to recognise that a material's properties define its use.</p>
<p style="text-align: center;">RE</p> 	<p>In Religious Education, both Year 1 and 2 will be considering the question, 'Why do Jewish families talk about repentance at New Year?' The children will talk about when they have made mistakes in their own lives and how hard it can be to say sorry. We will discuss how fixing mistakes so that they won't be repeated is the challenge of Teshuvah. The children will discuss how the Torah is filled with people who made mistakes and how they learned from them.</p>
<p style="text-align: center;">Geography</p> 	<p>Our learning is Our Wonderful World! We will be exploring 'What is Geography?' The children will learn about physical and human features, maps, cardinal compass points, and positional and directional language. They will learn about the equator, hemispheres and continents and be introduced to the countries, capital cities and settlements of the United Kingdom. The children carry out simple fieldwork to find out about local physical and human features.</p>
<p style="text-align: center;">Art and Design</p> 	<p>This project teaches children about the purpose of shelters and their materials. They name and describe shelters and design and make shelter prototypes. Children then design and build a play den as a group and evaluate their completed product.</p>
<p style="text-align: center;">Music</p> 	<p>The children will continue to explore simple music notation using the hand symbols for solfège and note letter names. We will review beat and rhythm, spend time learning about the composer Vivaldi and find beats and rhythms in his compositions. We will also listen to and learn traditional folk music songs.</p>
<p style="text-align: center;">PSHE</p> 	<p>Managing Relationships Consider rules that help the classroom be a place where they can learn safely and happily. Learn how to cope with new situations and practise using simple support strategies. Identify adults who can help them, know how to ask for help and how they can help each other.</p> <p>Citizenship –Consider our roles and responsibilities. Identify who looks after us and why, and examine how our responsibilities change as we grow. Begin to develop an understanding of democratic decisions and how these affect their</p>




CURRICULUM MAP

MONET CLASS - Years 1 and 2

AUTUMN A 2024



	<p>everyday lives, including voting in the classroom. Learn how to share their opinions, ensuring that they listen to those of others, taking turns and showing respect for each other.</p>
<p style="text-align: center;">PE</p> 	<p>PE – Indoor PE will be a Dance unit with a specialist dance teacher. The children will create, perform and share short dances based around the theme Magical Friendships.</p> <p>Games will focus on fundamental movement skills; with the children engaging in team games and simple competitive physical activities to develop control and co-ordination in large and small movements.</p>
<p style="text-align: center;">Please remember</p>	<p>Year 1 - You may want to leave a set of spare clothing in school for your child. Please can we request that this comes in to school in named plastic bags with each piece of clothing named individually, in order that we can return all items.</p> <p>Year 1 - Please bring your sharing books to school in a book bag (as these fit into the children's drawers – no rucksacks please.) Sharing books will be changed at the beginning of each morning.</p> <p>All – Please access your child's Big Cat Collins e-book on line. Pupils will have practised this book Monday-Wednesday. Afterwards, it will be released and ready for your child to read at home. Books should be read a minimum of 3 times to ensure fluency. We welcome comments to be written in your child's reading diary to let us know how they are reading independently.</p> <p>Year 1 – the children will access TT Rockstars later in the year when they have covered a unit on multiplication.</p> <p>Year 2 – the children's TT Rockstars login information has been stuck inside the front cover of their reading diaries. Please practise weekly just for a few minutes each time.</p> <p>All - Indoor PE kit (with warm joggers over the top) on a Wednesday and Friday.</p> <p>All - Water bottles will be sent home on a Friday and need to be returned to school on a Monday.</p> <p>All – the children will have a Athletics task to complete each week. Their log in details can be found in their reading diaries. This learning supports our class learning as we release units as we teach them in school. Please try to do this each week as it should only take about 10-15 minutes.</p>