





# CURRICULUM MAP

## MONET

### Summer B 2026



### English



#### Parental support for phonics:

Please find the following links:

'How to say Phase 5 sounds' click [Graphemes](#)

'How we teach Phase 5' click [Teach](#)

'How we teach Tricky Words'

click [Tricky Words](#)



**Explanation** – We will read 'The Big Book of Blue' by Yuval Zommer, for examples of life cycles. We will create a set of steps to explain the life cycle of a frog. We will combine words to create descriptions, draw pictures to illustrate the process and say out loud what we are going to write about before drafting a series of events and writing sentences that explain this familiar process.

Children will then create an imagined

**Recount** – We will describe and record our trip to Hunstanton using time conjunctions to order events. We will practise saying sentences out loud and punctuating them correctly when writing.

**Non-Chronological Report** – We will write an information text based on an ocean creature. We will begin by asking questions to find out information; recording these questions in writing. We will then read and identify parts of a report text, gather information and make notes, choosing the most important information. We will then make these notes into sentences for our own report.

**Poetry** – We will read and recite familiar poems by Julia Donaldson – exploring rhyme and rhythm through her use of rhyming couplets.

#### Phonics and spelling

This term starts with revision and the Phonic Screening Check in the first two weeks. This is followed by our final phonic unit of Growing the Code in Year 1. We will practise new graphemes in our weekly spellings. We will also **revise tricky words** to support us for use in writing.

#### Year 1 Summer 2

	Phase 5 graphemes	New tricky words
Week 1	/ai/ eigh aigh ey ea eight straight grey break /n/ kn gn knee gnaw /m/ mb thumb /ear/ ere eer here deer	busy beautiful pretty hour
Week 2	/zh/ su si treasure vision /j/ dge bridge /i/ y crystal /j/ ge large	move improve parents shoe
Week 3	/sh/ ti ssi si ci potion mission mansion delicious	
Week 4	/or/ augh our oar ore daughter pour oar more review	
Week 5	review	

**Year 2 Spelling** – to use knowledge of all learned graphemes and newly learned unusual graphemes to spell phonetic and common exception words. When practising at home, encourage your child to segment (say and count each sound) in each word before writing it down.

#### Year 2 Summer 2

	Unit	Coverage	Prickly spellings	Homophones
Week 1	12	Why do some longer words have the spelling 'ti' for /sh/?	eye shoe	sun/son
Week 2				
Week 3	13	How do I use the possessive apostrophe (singular possession)?	thought through	whole/hole
Week 4	14	When do I swap, drop or double? (-ing, -er, -est, -y, -ed)	Review	blue/blew
Week 5				

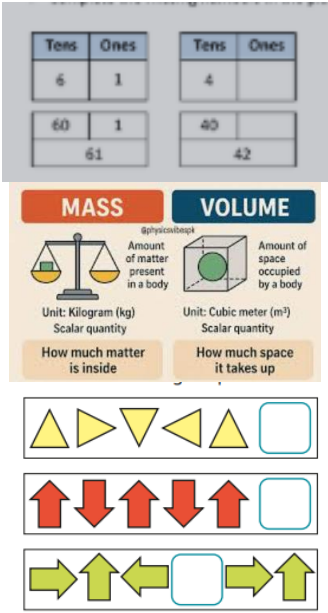








# CURRICULUM MAP

## MONET

### Summer B 2026



<p style="text-align: center;"><b>Maths</b></p> 	<p><b>Year 1</b>  <b>Place Value to 100</b>-Count from 50 to 100. Tens to 100. Partition into tens and ones. The number line to 100. 1 more, 1 less. Compare numbers with the same number of tens. Compare any two numbers.  <b>Mass and Volume</b> – heavier and lighter, measure mass, compare mass, full and empty, compare volume, measure capacity, compare capacity.  <b>Position and Direction</b> –Describe turns. Describe position; left and right, forwards and backwards, above and below. Ordinal number.  <b>Money</b>- Unitising. Recognise coins and notes. Count coins.</p> <p><b>Year 2</b>  <b>Fractions</b> - Explore unit/non-unit fractions. Recognise the equivalence of a half and two quarters. Identify three-quarters. Count in fractions up to a whole.  <b>Time</b> –Tell the time to 5 minutes. Minutes in an hour and Hours in a day.  <b>Mass, Capacity and Temperature</b> - compare mass, measure in grams and kilograms. Four operations with mass. Compare volume and capacity. Measure in millilitres and litres. Four operations with volume and capacity. Temperature.  <b>Statistics</b> –Make tally charts, tables and block diagrams. Draw pictograms and interpret pictograms (1-1). Draw and interpret pictograms (2, 5 and 10).  <b>Position and Direction</b> –Language of position. Describe movement and turns. Shape patterns with turns.  Support with Maths at home can be found <a href="#">here</a>.</p>
<p style="text-align: center;"><b>Science</b></p> 	<p><b>Animal Survival</b> - This project teaches children about growth in animals by exploring the life cycles of some familiar animals. They build on learning about the survival of humans by identifying the basic needs of animals for survival, including food, water, air and shelter.</p>
<p style="text-align: center;"><b>RE</b></p> 	<p>In Religious Education, we will be learning about <b>Christianity- People of God</b>, Why do Christians pray to God and worship him?</p>
<p style="text-align: center;"><b>Geography</b></p> 	<p><b>Coastline</b>- This project teaches children about the physical and human features of coastal regions across the United Kingdom, including a detailed exploration of the coastal town of Whitby, in Yorkshire. We will also be carrying out fieldwork on our trip to Hunstanton.</p>
<p style="text-align: center;"><b>D&amp;T</b></p> 	<p><b>Beach Hut</b>- This project teaches children about making and strengthening structures, including different ways of joining materials. We will be looking at beach huts in Hunstanton. We will design and make our own beach huts in groups..</p>
<p style="text-align: center;"><b>Music</b></p> 	<p>We will continue to look at the <b>pentatonic scale</b>. This is called the In scale E, F, A, B, C. The children will then make up their own music using different pentatonic scales.</p>
<p style="text-align: center;"><b>PSHE</b></p>	<p><b>Health and Safer Lifestyles</b> – Relationships and sex education. We will be learning the names of the main parts of the body, see what our amazing body can do and look at how we can avoid spreading common illnesses and diseases.</p>
<p style="text-align: center;"><b>PE</b></p> 	<p><b>PE</b> – We will focus on the games unit '<b>Fundamentals 2</b>' and Sports Day skills including footwork for hopping, skipping and jumping in different combinations, running short and middle distances along the track, and throwing for accuracy and distance. We will also practise various dribbling skills and negotiating obstacles for future races. Our final unit is Dance. The children will be moving and responding to music in a unit based around 'The Weather.' The children will plan, practise and perform a range of linked movements in different formations.</p>
<p style="text-align: center;"><b>Computing</b></p>	<p><b>Year 1 – Paint.</b>  Use Paint program to paint with different colours and brushes, create shapes, fill areas, undo and redo and add text.</p>





# CURRICULUM MAP

## MONET

### Summer B 2026



	<p><b>Year 2 – Stop Motion Animation.</b> Learn about how animation is created and create a stop motion animation.</p>
<p><b>Please remember</b></p> 	<p><b>All</b> - Games <b>PE kit</b> on a <b>Wednesday</b> and indoor gym kit for a <b>Friday</b>. <b>All</b> - <b>Water bottles</b> will be sent home on a <b>Friday</b> and need to be returned to school on a <b>Monday</b>. A spare change of clothes and outdoor shoes (such as wellies) should be kept in school in case of wet weather. <b>All</b> – the children will have a Mathletics task to complete each week. Their log in details can be found in their reading diaries. <b>Year 1</b> – Please practise writing the simple spelling list containing new graphemes and tricky words. The list will come home on a Thursday and children will have a quiz the following Thursday. <b>Year 1</b> – Please access your child's Big Cat Collins e-book on line. Pupils will have practised this book Monday-Wednesday. Afterwards, it will be released and ready for your child to read at home. Please read this book several times and then record comments in your child's reading diary to let us know how they are reading at home. <b>Year 1</b> - Please bring your sharing books to school in a book bag (as these fit into the children's drawers – no rucksacks please.) Sharing books will be changed at the beginning of each morning. <b>Year 2</b> - Daily reading remains a vital home learning task so please do continue to ensure that reading is a key part of your child's daily routine. Research is clear that reading for pleasure can benefit a child's education, social and cognitive development, their wellbeing, and their mental health. <b>Year 2</b> – Please practice writing <b>spelling</b> lists containing focus graphemes and prickly words. The list will come home on a <b>Monday</b> and children will have a <b>quiz</b> the following <b>Monday</b>. <b>Year 2</b> –TT Rockstars can be accessed through the login in your child's reading diary. The more often your child accesses the site, the better prepared they will be as we delve into multiplication in maths this term.</p>