







CURRICULUM MAP

Van Gogh

What a Wonderful World: Animal Safari and Creep Crawl and Wriggle Summer A 2024







<p>Communication and Language</p>	<p>Listening, Understanding and Speaking</p> <p>We will continue to support the children’s developing vocabulary by introducing new words through our topics and through the Phonics, Literacy and Maths curriculum areas. We explain the meaning of new words in each of these areas and model these in our conversations in the classroom.</p> <p>Stories, rhymes and non-fiction books are used to help learning in many curriculum areas and the children are invited to talk about the characters, settings and key events and ideas in our reading sessions.</p>																		
<p>Literacy</p>   <p>A support sheet for the Summer term tricky words can be downloaded here.</p>	<p>Phonics</p> <p>Reception Summer 1</p> <table border="1" data-bbox="443 757 1449 1039"> <thead> <tr> <th></th> <th>Phase 4</th> <th>New tricky words</th> </tr> </thead> <tbody> <tr> <td>Week 1</td> <td>short vowels CVCC</td> <td>said so have like</td> </tr> <tr> <td>Week 2</td> <td>short vowels CVCC CCVC</td> <td>some come love do</td> </tr> <tr> <td>Week 3</td> <td>short vowels CCVCC CCCVC CCCVCC longer words</td> <td>were here little says</td> </tr> <tr> <td>Week 4</td> <td>longer words compound words</td> <td>there when what one</td> </tr> <tr> <td>Week 5</td> <td>root words ending in: -ing, -ed /t/, -ed /d/ /ed/ -est</td> <td>out today</td> </tr> </tbody> </table> <p>Handwriting</p> <p>We will use the Little Wandle letter formation sheets to consolidate the formation of letters and the children will be reminded to check their pencil grip: the tripod grip. The children will also be focussing on keeping their letters a similar size, and writing them on the line.</p> <p>Spelling</p> <p>We learn to segment words into sounds and count each sound to help spell words in our daily phonics lessons. Spelling also includes the spelling of tricky words.</p> <p>Writing</p> <p>We will be writing labels and captions for story maps, pictures and diagrams, and will begin to write longer sentences using the strategies we learn in phonics, based on the key texts we read and our topic focus. Our phonics lessons have a dictated sentence in our review lessons on a Friday.</p>		Phase 4	New tricky words	Week 1	short vowels CVCC	said so have like	Week 2	short vowels CVCC CCVC	some come love do	Week 3	short vowels CCVCC CCCVC CCCVCC longer words	were here little says	Week 4	longer words compound words	there when what one	Week 5	root words ending in: -ing, -ed /t/, -ed /d/ /ed/ -est	out today
	Phase 4	New tricky words																	
Week 1	short vowels CVCC	said so have like																	
Week 2	short vowels CVCC CCVC	some come love do																	
Week 3	short vowels CCVCC CCCVC CCCVCC longer words	were here little says																	
Week 4	longer words compound words	there when what one																	
Week 5	root words ending in: -ing, -ed /t/, -ed /d/ /ed/ -est	out today																	
<p>Maths</p>  	<p>Number</p> <p>We will continue to engage with activities that draw attention to the purpose of counting – to find out ‘how many’ objects there are. We will be given further opportunities to hear, join in with and develop our knowledge of the counting sequence, and, once we have become secure with our counting skills, we will be able to continue the counting sequence and be able to identify missing numbers within it. We will continue to develop subitising skills. Subitising is an essential feature when developing number sense. It can support understanding of cardinality (the idea that the last number in the count tells us how many things there are altogether), and it will also help to identify groups and units in a repeating pattern.</p> <p>There will be an opportunity to consolidate composition of 5 to support understanding of composition of 6, 7, 8 and 9.</p> <p>Geometry</p> <p>We will select shapes for a purpose, and have opportunities to select and rotate shapes to fill a given space. We will use jigsaws, number shape baseboards and pattern block templates to support this. We will use positional vocabulary to explain shape arrangements.</p>																		



CURRICULUM MAP

Van Gogh

What a Wonderful World: Animal Safari and Creep Crawl and Wriggle Summer A 2024

<p>Understanding the World</p> 	<p>Animal Safari: This project teaches children about the animals that live around the world, how to look after animals and the importance of caring for our local and global environments. Watch out for the visit from a tortoise!</p> <p>Creep Crawl and Wriggle: This mini project teaches children about invertebrates that live in their gardens and local environment. We hope to see many of these in our outside area and on our weekly trip to the Wild Wood. We will create bug hotels, and wormeries, to try and encourage invertebrates into our garden.</p> <p>To support learning at home you could:</p> <ul style="list-style-type: none"> • Go on safari to look for minibeasts that live in your garden or park. • Make a bug hotel from plant pots, small rocks, stones, bark and leaves and see if minibeasts visit. • Research some fantastic facts about minibeasts from around the world.
<p>RE</p> 	<p>Creation Focus: Why is the word 'God' so important to Christians? This unit supports understanding of the Christian belief that the universe is not random but the creation of a holy God, who designed and gave life and purpose to our world. 'God' is therefore an important and significant name for believers, not an interjection or swear-word. We have already started to think about how things can be special and important in different ways to different people by creating our own treasure boxes.</p>
<p>Expressive Arts and Design</p> 	<p>In music we will learn some nursery rhymes and songs with an 'animal' theme, and we will continue to develop our understanding of rhythm and beat through clapping games and songs. We will use doh and sol in the solfège scale when playing the bells.</p> <p>There will be opportunities to play with lots of small world resources linked to the theme of pets and animals, so we can develop our story telling skills, and our inside role play area is a Vets.</p> <p>We will also use different media to create collages of birds and animals, and a 3d minibeast.</p>
<p>PD</p> 	<p>We are now on Level 3 of the Fizzy programme which supports development of coordination, balance and ball skills. This takes place weekly, and the activities are repeated throughout the week.</p> <p>PE lessons on a Monday will focus on fundamental skills; throwing and catching a ball, playing team games and using apparatus such as hoops, quoits and beanbags.</p> <p>Our outside area will be used to support gross motor skills as we play and explore and we climb, swing, ride and carry heavy objects.</p>
<p>PSHE</p> 	<p>We will continue having a class daily helper. Their jobs include organising the snack for our rolling snack time, taking the register to the office and other general jobs in the classroom.</p> <p>As we think about the children's transition into Year 1, the children will be encouraged to be as independent as possible; to put their shoes away when they change into wellies, hook up their coats after play and independently change their books. Some children will also be encouraged to write the title of their shared book in their diary.</p> <p>Our PSHE lessons will cover 'Healthy Lifestyles'; staying healthy, healthy eating, exercise, physical health and rest, and choosing a healthy lifestyle.</p> 



CURRICULUM MAP

Van Gogh



What a Wonderful World: Animal Safari and Creep Crawl and Wriggle Summer A 2024

Please remember

- Water bottles need to be in school on **Monday** and will be returned home on **Friday**
- PE kit on a **Monday for Gymnastics, and Friday for a trip to the Wild Wood**
- As the days get warmer, please remember to send in a sun hat, and apply sunscreen before school, as we are unable to apply it in school.
- To log on to **Mathletics** to do the tasks set. (There may not be a task every week, as sometimes the content does not align with what we are doing)
- To regularly practise the phase 2 and 3 sounds and tricky words for Phases 2, 3 and 4
- To read the eBook set each week on a **Friday. Little Wandle suggest reading the book three times following reading in class to support fluency.**
- If you have bought the Little Wandle at Home **Phonics Flashcards** please have a look at four fun games to play with your children on the [Collins website](#).
- To encourage your child to change their shared reading book **every day. We have a selection of both fiction and non-fiction books for the children to choose from.**