








CURRICULUM MAP

Van Gogh

Me and My World!

Spring A 2024



<p>Communication and Language</p>	<p>Listening, Understanding and Speaking</p> <p>We will listen and comment on stories and others' conversations, begin to follow instructions with more components to them, and develop our understanding of questioning. We will be encouraged to use specific vocabulary that we have learnt in our lessons.</p>																		
<p>Literacy</p>   	<p>Phonics</p> <p>Reception Spring 1</p> <table border="1" data-bbox="480 658 1449 898"> <thead> <tr> <th>Week</th> <th>Phase 3 graphemes</th> <th>New tricky words</th> </tr> </thead> <tbody> <tr> <td>Week 1</td> <td>ai ee igh oa</td> <td></td> </tr> <tr> <td>Week 2</td> <td>oo oo ar or</td> <td>was you they</td> </tr> <tr> <td>Week 3</td> <td>ur ow oi ear</td> <td>my by all</td> </tr> <tr> <td>Week 4</td> <td>air er words with double letters: dd mm tt bb rr gg pp ff</td> <td>are sure pure</td> </tr> <tr> <td>Week 5</td> <td>longer words</td> <td></td> </tr> </tbody> </table> <p>Please check out the Van Gogh class page for some support with phase 3 sounds and tricky words. The parent page of Little Wandle, also has some ideas for supporting your child at home. Little Wandle for parents</p> <p>Writing</p> <p>Handwriting</p> <p>We will continue to use the Little Wandle letter formation sheets to support correct letter formation.</p> <p>Spelling</p> <p>We learn to segment words into sounds and count each sound to help spell words phonetically in our daily phonics lessons. Spelling also includes the spelling of the tricky words.</p> <p>Take One Book- As a whole school we are using the book by 'Here we are' by Oliver Jeffers to generate some vocabulary to describe how we are all special and unique. We will also use the texts, 'Peace at Last' by Jill Murphy, 'Owl Babies ' by Martin Waddell, 'The Gruffalo's Child' and information books about Bats and Nocturnal animals to develop our ability to write labels and captions for story maps and short simple sentences.</p>	Week	Phase 3 graphemes	New tricky words	Week 1	ai ee igh oa		Week 2	oo oo ar or	was you they	Week 3	ur ow oi ear	my by all	Week 4	air er words with double letters: dd mm tt bb rr gg pp ff	are sure pure	Week 5	longer words	
Week	Phase 3 graphemes	New tricky words																	
Week 1	ai ee igh oa																		
Week 2	oo oo ar or	was you they																	
Week 3	ur ow oi ear	my by all																	
Week 4	air er words with double letters: dd mm tt bb rr gg pp ff	are sure pure																	
Week 5	longer words																		
<p>Maths</p> 	<p>Our themes for this half term in Number are Alive in Five and Growing 6, 7, 8.</p> <p>We will be comparing and composing numbers to 8, including the number zero. We use the Number blocks, ten frames and Numicon to support our understanding. We will continue to practise subitising amounts to help us with our counting and we will explain our understanding.</p> <p>Measure: Comparing lengths and heights and exploring capacity and mass.</p>																		
<p>Understanding the World</p> 	<p>Starry Starry Night-This project explores the differences in the world at night compared to during the day. It teaches children about the importance of a good night's sleep, and helps them to discover what is happening in the world while they are sleeping, including finding out about nocturnal animals.</p> <p>Winter Wonderland-This project teaches children about the changes that happen during winter, including the types of weather associated with winter. It also explores places that have snow all year round and the types of animals that live there.</p>																		







CURRICULUM MAP

Van Gogh

Me and My World!

Spring A 2024



	<p>We will also use our outdoor area to watch the seasons change and hope to plant bulbs and seeds in a variety of different containers.</p>	
<p style="text-align: center;">RE</p> 	<p>How can we help others when they need it?</p> <p>This unit is the first of two underpinned by the idea of ‘salvation’ as expressed in the Christian faith. Salvation means ‘being rescued’ or ‘offering help’. We will all be a class superhero for the day, and our learning will be centred around what the bible says about helping others in the story of The Good Samaritan, and how the Christian community lives out what the bible says through prayer and working together as a community.</p>	
<p style="text-align: center;">Expressive Arts and Design</p> 	<p>Creating with materials</p> <p>We will continue to explore different media and resources in the classroom and outdoor area. We will experiment with mixing light and dark colours, looking carefully at the special features of owls when we create an owl collage and develop our design skills when we create a cuddle pet for bedtime and become rocket builders!</p> <p>Being imaginative and expressive</p> <p>Our music lesson will be on alternate Monday’s this half term and we will continue to learn how to play the tuned bells. We will sing songs and rhymes linked to our topic and in Maths.</p>	
<p style="text-align: center;">Personal Development</p>	<p>We will have an indoor PE lesson on Monday. This is a gymnastic lesson and will cover making simple body shapes, learning to hold these shapes and then link a sequence of shapes together.</p> <p>Our Friday PE lesson is an outdoor adventure lesson in the Wild Wood. Each child will continue to follow the Fizzy Programme which focusses on balance, coordination and ball skills.</p>	
<p style="text-align: center;">PSHE</p>	<p>This term we are increasing opportunities in the classroom for independence. We encourage the children to tidy up after themselves, look after their belongings, and carry out simple daily tasks like changing the calendar and organising the fruit at snack time.</p> <p>PSHE</p> <p>Our lessons have a citizenship theme and explore ways to value differences and understand different ways of life. Many of these themes will be explored through stories; ‘Suki’s Kimono’, ‘Susan Laughs’ and ‘Elmer.’</p> 	
<p style="text-align: center;">Please remember</p>	<ul style="list-style-type: none"> • Water bottles need to be in school on Monday and will be returned home on Friday • PE kit on a Monday and Friday • To log on to Mathletics to do the tasks set. (There may not be a task every week, as sometimes the content does not align with what we are doing) • To regularly practise the Phase 2 and 3 sounds and tricky words • To support your child to read the eBook which we set on a Friday • To encourage your child to change their shared reading book every day 	