









CURRICULUM MAP

Van Gogh

Marvellous Me! AUTUMN B 2023



<p>Communication and Language</p> 	<p>Speaking and Listening We will be talking about our experiences in small groups and class times, and will share ideas and our responses to stories. We will be encouraged to listen to others in story and circle times, and learn to follow instructions.</p>																		
<p>Literacy</p> 	<p>Phonics</p> <p>Reception Autumn 2</p> <table border="1" data-bbox="392 633 1453 920"> <thead> <tr> <th></th> <th>Phase 2 graphemes</th> <th>New tricky words</th> </tr> </thead> <tbody> <tr> <td>Week 1</td> <td>ff ll ss j</td> <td>put* pull* full* as</td> </tr> <tr> <td>Week 2</td> <td>v w x y</td> <td>and has his her</td> </tr> <tr> <td>Week 3</td> <td>z zz qu words with s /s/ added at the end (hats sits) ch</td> <td>go no to into</td> </tr> <tr> <td>Week 4</td> <td>sh th ng nk</td> <td>she push* he of</td> </tr> <tr> <td>Week 5</td> <td> <ul style="list-style-type: none"> words with s /s/ added at the end (hats sits) words ending s /z/ (his) and with s /z/ added at the end (bags) </td> <td>we me be</td> </tr> </tbody> </table> <p><small>*The tricky words: 'put', 'pull', 'full' and 'push' may not be tricky in some regional pronunciations; in which case, they should not be treated as such.</small></p> <p>Our Literacy focus is 'Once upon a time'. This will support children to develop a love of stories and reading. It will encourage children to learn, retell and act out familiar and traditional tales including <i>Cinderella</i>, <i>Goldilocks and the three bears</i>, <i>Little Red Riding Hood</i>, <i>The Three Little Pigs</i> and <i>The Three Billy Goats Gruff</i>.</p> <p>Writing: We are learning to spell in our phonic lessons, and will be encouraged to mark make in different ways, writing labels and simple phrases with support.</p>		Phase 2 graphemes	New tricky words	Week 1	ff ll ss j	put* pull* full* as	Week 2	v w x y	and has his her	Week 3	z zz qu words with s /s/ added at the end (hats sits) ch	go no to into	Week 4	sh th ng nk	she push* he of	Week 5	<ul style="list-style-type: none"> words with s /s/ added at the end (hats sits) words ending s /z/ (his) and with s /z/ added at the end (bags) 	we me be
	Phase 2 graphemes	New tricky words																	
Week 1	ff ll ss j	put* pull* full* as																	
Week 2	v w x y	and has his her																	
Week 3	z zz qu words with s /s/ added at the end (hats sits) ch	go no to into																	
Week 4	sh th ng nk	she push* he of																	
Week 5	<ul style="list-style-type: none"> words with s /s/ added at the end (hats sits) words ending s /z/ (his) and with s /z/ added at the end (bags) 	we me be																	
<p>Maths</p> 	<p>Our theme for this half term is, 'It's me 1, 2, 3' and 'Light and Dark.' We will learn how to recognise, count and subitise numbers up to 5 and think about the composition of these numbers. We will use the Number blocks series to support our understanding, and use our fingers and blocks to support our learning. We will learn to identify circles and triangles and 4 sided shapes, using these to create pictures and patterns.</p>																		
<p>Understanding the World</p> 	<p>Sparkle and Shine This teaches children about the celebrations that take place during the autumn and winter seasons, and will focus on the significance and symbolism of light at this time of year. We will think about Diwali, Hanukah and Christmas as well as birthdays.</p>																		
<p>RE</p> 	<p>What makes every single person unique and precious? We will continue this unit from Autumn A, which will include looking at how Hindu children show each other how precious they are. We will then conclude with how we should behave towards each other, knowing that we are each unique. We will end the half term answering the question, 'Why do Christians perform Nativity plays at Christmas?'</p>																		
<p>Expressive Arts and Design</p> 	<p>Our role play area will be a kitchen with a celebration theme and then turn into a post office as Christmas approaches. We will learn some nursery rhymes for World Nursery Rhyme Week, and songs and simple dances for our Nativity in December. This half term we will begin our lessons with our Music teacher Mrs Scrase. We will learn how to follow a rhythm, the solfège scale, Doh, Re, Mi and begin to learn to play tuned percussion; the push bells.</p>																		




CURRICULUM MAP

Van Gogh

Marvellous Me! AUTUMN B 2023



PD	<p>We will have one PE lesson on a Monday. Our theme is 'On Parade'. This develops timing skills and helps us to follow pathways, controlling our bodies in space.</p> <p>Each week we will complete a set of tasks taken from the 'Fizzy Programme' which supports coordination, balance and ball skills. We will continue to develop our pencil control by doing daily 'Dough Disco' and Little Wandle letter formation. We will also use the outdoor area as much as we can!</p>
PSHE 	<p>Myself & My Relationships, Family & Friends, My Emotions</p> <p>The children will learn to identify special people in their lives and will explore why they are so important. They will learn about different family groupings; what they enjoy doing together and how they care for each other. They will learn about friendship and what it means to be a good friend.</p>
Please remember.....	<ul style="list-style-type: none">• Water bottles need to be in school on Monday and will be returned home on Friday• PE kit on a Monday• Wild Wood on a Friday morning• To encourage your child to change their sharing book every day• To complete the Mathletics task on a Tuesday. This is generally linked to the learning we do in the classroom each week and is a good way to consolidate understanding.• To practise subitising skills using the White Rose APP• To listen to your child's read of their eBook