


# MOVING ON UP



English

# Introduction

## Parents and Carers

This pack has been designed to support your child with preparing to move up to their new year group in September. The activities included have been selected to encourage children to practise and develop a range of English skills in fun and motivating ways.

We suggest that you spread the activities out over the summer holidays, completing a variety of tasks each week. However, you may choose to use them in a different way to suit the needs of your family. Some children (particularly younger ones) may need parts of the pack read to them to help them get started.

Each section of the pack focuses on a different set of skills as illustrated below. A selection of useful resources can be found at the end of the pack.



## COMMUNICATE

Speaking & Listening



## NAVIGATE

Reading



## CREATE

Writing



## INVESTIGATE

Spelling

If you would like more activities and ideas to try this summer, visit:  
<https://www.cambslearntogether.co.uk/home-learning/summer>

# COMMUNICATE



## Puppet Show

### Parents and carers

Please support your child to make some stick puppets by drawing and cutting out the templates provided (these can be found in the 'resources' section of the pack).

What sort of puppets will you make? You could choose some characters from one of your favourite books or invent some brand new ones!

What are the characters saying to each other? How do their voices sound different? Can you change how your voice sounds?

Where are your characters? They might be at the beach, on another planet, at school or somewhere completely different! Maybe you could draw a backdrop. It's amazing what you can do with a re-cycled cereal box!

### Top Tip

Attach a lolly stick or something similar to the back of your puppets to make them easier to hold.

# COMMUNICATE



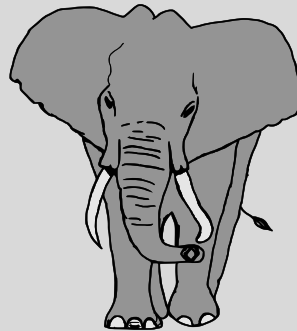
## Guess Who?

This is a game for two or more players. Choose one of the animals shown below. Describe the animal carefully without saying what it actually is! Remember to speak in complete sentences. Can the other players guess which animal you have described?

giraffe




elephant



flamingo



penguin




tiger



turtle



zebra



snake



parrot



For example: my animal has brightly coloured feathers and a pointy beak. What is it?

# COMMUNICATE



## The Number Plate Game

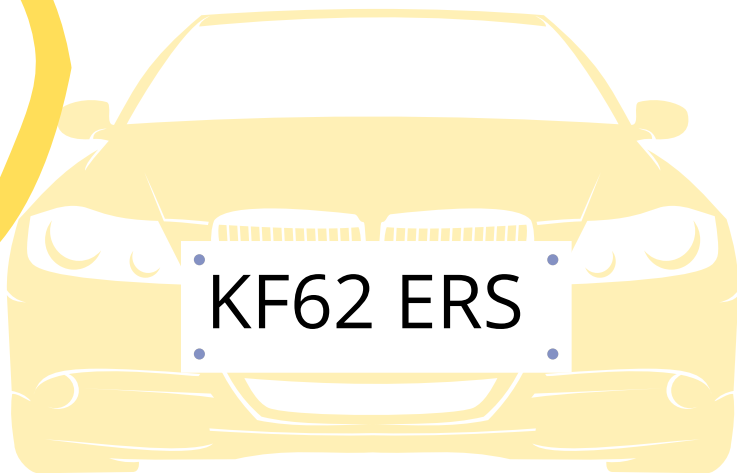

Look at the car registration plates below. Pay close attention to the last three letters displayed on each plate. Can you come up with a funny phrase starting with each of the letters shown?

Some examples:

AD02 AVD - A Vicious Dog.

T11 LPM - Let's Play Marbles.

AE06 YLE- You Love Elephants.



You could play this game when you're on a walk with a grown-up! Remember to keep yourself safe. Always stay on a path, away from vehicles that could start moving.



# COMMUNICATE

## 'I Went to the Shops...' Game




This is a game for two or more players. You need to imagine you're going shopping. What items would you put in your shopping trolley?

Player 1 begins by saying, 'I went to the shops and I bought...' (e.g. an apple).

Player 2 continues by saying the previous item (an apple) and then something new (e.g. some chocolate).

Continue the game, adding one more item to the end of the list each time.



Draw a picture of each item if you are finding it difficult to remember what has previously been mentioned.



# NAVIGATE

Do you fancy having some 'Bake Off' fun?  
Why not try out these recipes. **You will need an adult to help you.**

## Pitta Bread Pizza



### Ingredients

- 2 pitta breads
- 1 Tbsp tomato puree
- handful grated cheese
- pizza toppings of your choice

### Method

Heat oven to 180°C.

Place the pitta breads on a baking tray.

Spread tomato puree over each pitta.

Sprinkle over the cheese.

Add your pizza toppings.

Bake in the oven for 8 minutes.

## Banana Oat Cookies



### Ingredients

- 2 ripe bananas
- 80g oats
- ½ tsp vanilla extract
- 20g desiccated coconut
- 30g chocolate chips

### Method

Heat the oven to 180°C.

Put 10 muffin cups on a baking tray.

Peel the bananas, put them in a bowl and mash them with a fork.

Mix in the oats, vanilla extract, coconut and chocolate chips.

Scoop up balls of the mixture with a spoon and drop them into the muffin cups.

Squash them down in the cups with the back of the spoon.

Bake in the oven for 15 minutes.

# NAVIGATE

Poetry by Heart




Does your child know these rhymes/poems? See if you can help them to memorise each one and then perform them to someone in person, or over the phone!

Jack and Jill went up the hill  
To fetch a pail of water,  
Jack fell down and broke his crown,  
And Jill came tumbling after.



Humpty Dumpty sat on a wall,  
Humpty Dumpty had a great fall,  
All the King's horses and all the King's men,  
Couldn't put Humpty together again.

Rub-a-dub-dub,  
Three men in a tub,  
And who do you think they be?  
The butcher, the baker,  
The candle-stick maker,  
All put out to sea.



One for sorrow,  
Two for joy,  
Three for girl,  
Four for boy,  
Five for silver,  
Six for gold,  
Seven for secret  
Never to be told.

To find more of these poems, go to:  
<http://www.wordsforlife.org.uk/songs>



# NAVIGATE



Matching the Rhyming Words

See if you can help your child to match the words to the correct pictures. Then draw a line between the two pictures that rhyme. One has been done for you!

slug

cat

leg

peg

mug


hat



pen



hen



# NAVIGATE

## Reading Challenges




The most important activity that you can do with your child is to read to them and with them. Why not share things that you read and try to make everyday reading fun! 😊

(e.g. when reading road signs, cereal packets or recipes see if they can identify certain letters or words, or play games where they have to spot something).

You can find some ideas for reading challenges to have a go at with your child over the summer holidays here.

Sharing the Love of Reading



1. Can I go on a Bear Hunt with my family?
2. Can I read to my pet or teddy?
3. Can I find out something new?
4. Can I read a notice or road sign near my house?
5. Can I retell a story using my toys and teddies?
6. Can I...
7. Can I read with a relative online or by phone?
8. Can I...
9. Can I draw my favourite part of a book?
10. Can I make a special Reading Den?
11. Can I make up a game from a book?
12. Can I explain which character I would like to be?
13. Can I learn a new nursery rhyme?
14. Can I share something funny from my book?

Do share with your teacher or on [bit.ly/OURfP-Padlet](https://bit.ly/OURfP-Padlet)  
#OURfP



Why not make up your own challenges? Invent your own for numbers 6 and 8, and, if you can, look at the Summer Reading Challenge 2020 - it may give you some additional inspiration!

<https://summerreadingchallenge.org.uk/>



# CREATE

## Icecream Cart Menu



cone



lolly



sprinkles



flake



tub

### Flavours

strawberry

vanilla

chocolate


mint

Write a menu for the cart.

## MENU



- Chocolate cone
- Mint cone with sprinkles
- Strawberry lolly



Think: Which sounds can I hear?

Which letters do I need to write?



# CREATE

## Writing Challenge



Write some sentences about this picture.



### Wordbank

bucket  
spade  
sea  
shell  
beach  
castle


Try to create some sentences like these.

The boys are on the hot beach.  
They are making tall sandcastles.  
They are using blue buckets.

Top Tip - add an adjective to make your sentences more interesting.

# CREATE

## Animal Fact Files



<b>Tiger</b>	<b>Elephant</b>	<b>Giraffe</b>
four paws sharp teeth furry	long trunk <sup>paw</sup> big ears grey	tall long neck four hooves

### Fact File

Name: tiger

Colour: orange and black

Body parts: furry body

Did you know?

Tigers have sharp teeth.

Find some more Fact Files to fill in at the back of the booklet!  
Look in 'Resources'.

# CREATE

Pick and Mix Fairy Tale Ideas



Use these pictures to help write your own fairy tale sentences or story!



Write sentences like these:

Once there was a frog.

He met a wizard.

They lived happily ever after.

Remember capital letters and full stops.

# INVESTIGATE

## Sound Scavenger Hunt



It's time to go sound hunting. You might be in your garden or out for a walk with a grown up, but your job is find things that start with the following letters. Write them down when you see them.

a		n	
b		o	
c		p	
d		q	
e		r	
f		s	
g		t	
h		u	
i		v	
j		w	
k		x	
l		y	
m		z	

# INVESTIGATE



You Choose

You will have been learning how to read some of the tricky words. Can you learn to spell them too?

Try some of these activities to help you.

The tricky words are written at the bottom of the page.

t  
th  
the

Learn your spellings by writing them out as a pyramid.



Can you be like the three bears? Write each spelling in giant letters, in tiny letters and in letters that are just right!

and and and

Here is how to write out some secret spellings.

Take a white pencil or crayon and write out your spellings on white paper.

Then using a crayon of a different colour, gently shade over the top and your secret spelling will be revealed!



no

no

no

no

Learn your spellings by writing them each time in a different colour

and to the no go



# INVESTIGATE



## Capital Letters

Have a go at making some capital letters of your own. You could make them with Lego, Playdough, K'Nex or maybe you would just like to draw out an alien alphabet like this one here!



# INVESTIGATE



## Outdoor Spellings

Using chalk, draw out some boxes on the ground.

Write some letters inside the boxes. It is very important that you always include two vowels (**the red letters**) when you play this game and the rest can be blue.

1. Throw a bean-bag or other soft ball three times. Write down the letters that the bean bag lands on and see if you have made a word. (Clue: make sure you always land on **one red letter**.)
2. You can also try to jump on the letters in the right order to make a spelling. Be careful - if there are any big jumps, you can always do steps instead.
3. Try 4 or maybe even 5 beanbag throws to see if you can make a longer word - you never know!

s

a

t

p

i

n

m

d

### Blue Letters

b c d f g h j k l

m n p q r s t v

w x y z

### Red Letters

a e i o u

MOVING ON UP


# RESOURCES

# At the Puppet Show

## Stick Puppet Templates

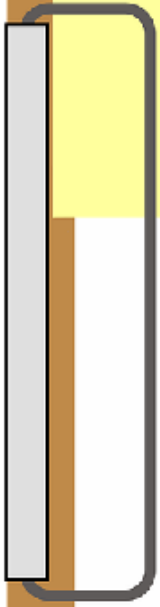
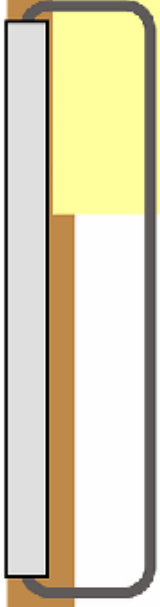


Adult supervision and support is required when using scissors. Please be careful.



# Animal Fact Files



 <b>Name:</b>	 <b>Name:</b>
<b>Colour:</b>	<b>Colour:</b>
<b>Body parts:</b>	<b>Body parts:</b>
<b>Did you know?</b>	<b>Did you know?</b>